


Steel Parallels

Made from high quality hardened and tempered stress relieved steel and finished to either of two grades. Grade 'A' finished ground on the four faces forming the width and thickness. Grade 'B' parallels are fine ground on the faces forming the width and thickness.


Steel Parallels

Grade A Code	Grade B Code	Size L x W x H	Accuracy for Grade A
		in	in
57/1004	57/1005	4 x ½ x ¼	0.0002-0.00005
57/1006	57/1007	6 x 1 x ½	0.0002-0.0001
57/1008	57/1009	8 x 1½ x ¾	0.0003-0.00015
57/1010	57/1011	10 x 2 x 1	0.0003-0.00015
57/1012	57/1013	12 x 2 x 1	0.0004-0.0002
57/1014	57/1015	12 x 3 x 1½	0.0005-0.0002
		mm	mm
57/2100	57/2105	100 x 10 x 5	0.010-0.004
57/2125	57/2130	125 x 20 x 10	0.010-0.004
57/2150	57/2155	150 x 30 x 15	0.010-0.004
57/2200	57/2205	200 x 40 x 20	0.010-0.004
57/2250	57/2255	250 x 50 x 25	0.020-0.004
57/2300	57/2305	300 x 60 x 30	0.020-0.006
57/2400	57/2405	400 x 100 x 50	0.020-0.010

Grade B accuracies on request


Fitted wooden cases available at extra cost.

Special sizes made to order

Adjustable Parallels



25-0006-00



4 Pcs. Adjust. Parallels		
Code No.	RANGE	LOCK
25/0004/00	3/8"-1/2"	1
	1/2"-11/16"	1
	11/16"-15/16"	1
	15/16"-1-5/16"	2

6 Pcs. Adjust. Parallels		
Code No.	RANGE	LOCK
25/0006/00	3/8"-1/2"	1
	1/2"-11/16"	1
	11/16"-15/16"	1
	15/16"-1-5/16"	2
	1-5/16"-1-3/4"	2
	1-3/4"-2-1/4"	2

Group 1 Adjustable Parallels


Adjustable Parallels have a wide range of uses in layout, gauging inspection and set-ups. Parallels consists of two pieces which are dovetailed and slide for adjustment. One screw on smaller size and two screws on larger sizes lock in position. Adjust to size required by micrometer measurement.

- 9/32" thick precision ground tool steel
- Precision dovetail
- Quick, easy to use
- Furnished in fitted plastic case

Angle Blocks

Angle blocks provide a quick, accurate and direct method of checking or setting angles, in many phases of tooling, production or inspection. Ten blocks are furnished in one degree increments to five degrees, then five degree increments to 30 degrees. With the addition of the optional 1/4 and 1/2 degree blocks nearly any can be set.

- 1/4" x 3"
- Precision ground to within .0001" / inch
- Sets include fitted wooden case



25-0516-00

Angle Blocks		
CODE NO.	DESCRIPTION	WEIGHT
25/0516/00	Set of 10 Angle Blocks	3 lbs
25/0517/00	Optional 1/4 degree block	1 lbs
25/0518/00	Optional 1/2 degree block	1 lbs